




Bending Beam Load Cell

VE Series

The VE Series is a compact, high performance, strain gage load cell constructed stainless steel. The VE Series is designed to accurately measure compression loads ranging from 0-10 kgs to 0-250 kgs.



The VE Series is a compact, high performance, bonded foil strain gage load cell constructed of stainless steel. The VE Series is designed to accurately measure compression loads in capacities ranging from 0-10 kg to 0-250 kg. The dual-guided cantilever design yields exceptional performance in a very compact package. This load cell is Hostile Environment Sealed (IP66-High Pressure Jets) and Harsh Environment Sealed (IP67-Limited Immersion) by virtue of proprietary, multi-redundant barriers uniquely integrated to protect all internal components, including a flexible stainless steel bellows and welded seals to protect the strain gage area. The integral cable is durable, polyurethane jacketed and features a braided, tinned-copper shield for mechanical protection and to minimize the effects of common industrial electrical noise, e.g. RFI and EMI. The environmentally sealed cable entry incorporates a stainless steel cable gland fitting and a strain relief for the cable. The attributes of the VE Series make it an ideal choice for reactor, mixer and blender weighing, material handling, packaging, process applications and O.E.M. weighing situations where a well sealed, versatile, high performance load cell solution is needed.

APPLICATIONS

- Compression Measurements
- Washdown/Corrosive Environments
- Process Control Weighing
- Belt and Bagging Scales
- Tank, Bin and Hopper Weighing
- Reactor, Mixer and Blender Weighing

FEATURES

- 10 Kg To 500 Kg Capacities
- Compact Size
- 0.03% Accuracy Class
- Stainless Steel Construction
- Welded, Hermetic Sealing
- Environmentally Sealed-IP66/67
- Companion Weigh Modules
- Loading Accessories Available
- Two Year Warranty



For more information call **1-888-545-8988**

SENTRAN, LLC 4355 LOWELL STREET, ONTARIO, CA 91761, U.S.A.
888-545-8988 T: 909-605-1544 FAX: 909-605-6305 www.sentranllc.com

VE Series Specifications

Innovative Measurement Solutions



PERFORMANCE

Rated capacities (kg)	5, 10, 20, 30, 50, 100, 200, 350, 500
Rated Output (FSO)	2 mV/V
Output Tolerance	±0.1 % R.O.
Combined Error Band	≤ 0.05 % FSO
Non-Linearity	≤ 0.05 % FSO
Hysteresis	≤ 0.05 % FSO
Non-Repeatability	≤ 0.02 % FSO
Zero Balance	± 1.0 % FSO
Creep (20 Minutes)	0.06 % of Load

MECHANICAL

Material	17-4ph Stainless Steel
Finish	Natural
Safe overload	Compression 150 % FSO
	Side Load 100% FSO
Ultimate overload	Compression 300% FSO
	Side Load: 200% FSO
Deflection	See Dimensions Table
Weight	See Dimensions Table
Mounting Bolt Torque	Torque Table

ELECTRICAL

Input Impedance	460 ± 50 ohms
Output Impedance	350 ± 3.5 ohms
Insulation Resistance	>5000 Megohms
Excitation Voltage	10 V AC/DC (15 V maximum)
Cable Color Code	+ Excitation (green) - Excitation (black) + Signal (white) - Signal (red) + Sense (natural) - Sense (yellow) Shield (blue)
Cable Type	4/6-conductor, 22 AWG, Polyurethane jacket, Tinned Copper Braid, Diameter: 0.160"
Cable Length	See Dimensions Table
Cable Termination	Finished Conductors
Cable Seal	Compression Gland Fitting

ENVIRONMENTAL

Temperature, Operating	-40 to +176 °F (-40 to +80°C)
Temperature, Compensated	14 to +104 °F (-10 to +40°C)
Temperature, Storage	-40 to +194 °F (-40 to +90°C)
Temperature Effects	Zero < 0.003% FSO/°F < 0.005% FSO/°C
Temperature Effects	Output < 0.003% of Rdg./°F < 0.005% Rdg./°C
Sealing	IP67; Multi-redundant; Limited Immersion Tolerance

VE Typical System Configuration

SENSING LOAD CELL(S)



SIGNAL CONDITIONING

Analog Transmitters



Serial Transmitters



Digital Indication



Process Control



Batch Control

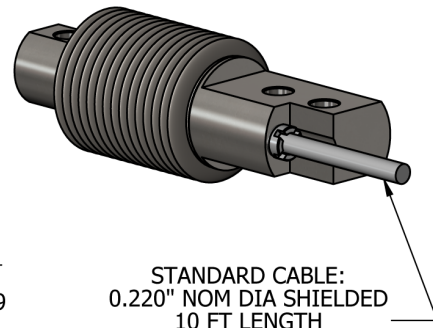
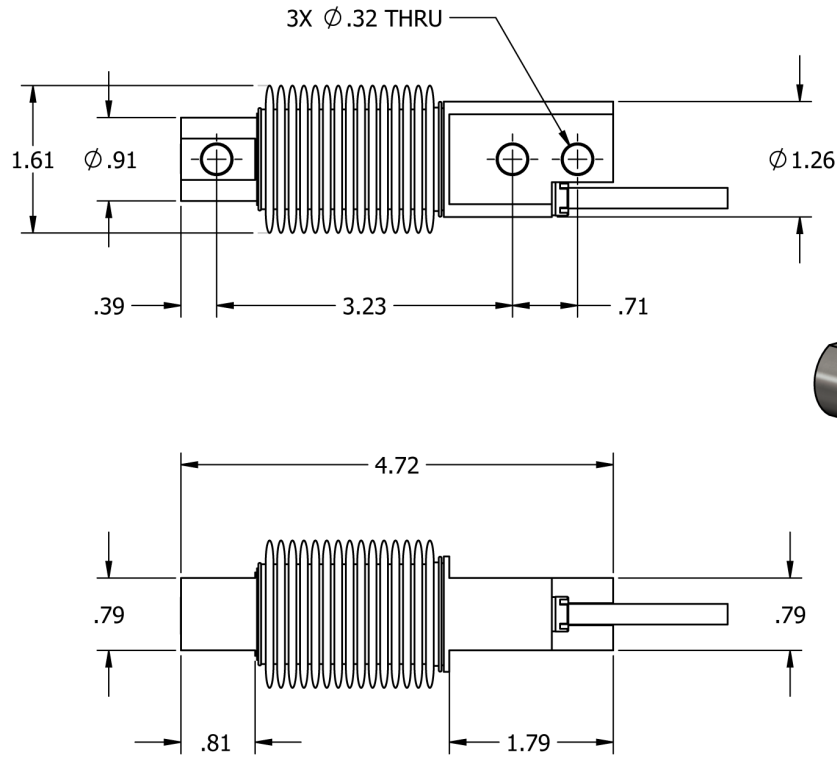


Data Acquisition



OUTPUT OPTIONS

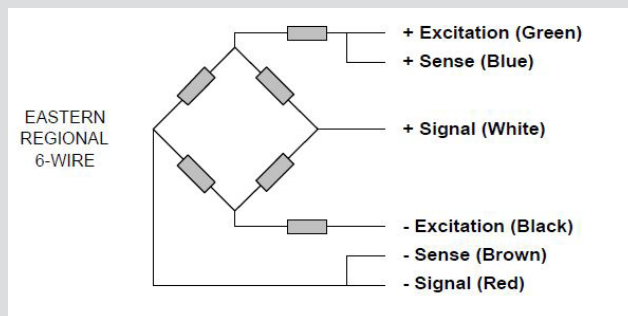
- 0-5 VDC
- 0-10VDC
- ±5 VDC
- ±10 VDC
- 4-20 mA
- 0-20 mA
- RS-232
- RS-422
- RS-485
- 20 mA Serial Loop
- Ethernet
- Profibus DP
- DeviceNet
- CANOpen
- ControlNet
- Modbus RTU
- Wireless



Dimensions in Inches

Capacity (KG)	Deflect	Weight
5, 10, 20, 50, 100, 200, 250, 500	<0.016"	1.0 LBS

VE Wiring Diagram



Legal Disclaimer



ALL PRODUCTS, PRODUCT SPECIFICATIONS AND DATA ARE SUBJECT TO CHANGE WITHOUT NOTICE.

Sentran, LLC, Incorporated, its affiliates, agents, and employees, and all persons acting on its or their behalf (collectively, "Sentran, LLC"), disclaim any and all liability for any errors, inaccuracies or incompleteness contained herein or in any other disclosure relating to any product. The product specifications do not expand or otherwise modify Sentran, LLC's terms and conditions of purchase, including but not limited to, the warranty expressed therein. Sentran, LLC makes no warranty, representation or guarantee other than as set forth in the terms and conditions of purchase. To the maximum extent permitted by applicable law, Sentran, LLC, disclaims (i) any and all liability arising out of the application or use of any product, (ii) any and all liability, including without limitation special, consequential or incidental damages, and (iii) any and all implied warranties, including warranties of fitness for particular purpose, non-infringement and merchantability. Information provided in datasheets and/or specifications may vary from actual results in different applications and performance may vary over time. Statements regarding the suitability of products for certain types of applications are based on Sentran, LLC's knowledge of typical requirements that are often placed on Sentran, LLC products. It is the customer's responsibility to validate that a particular product with the properties described in the product specification is suitable for use in a particular application. No license, express, implied, or otherwise, to any intellectual property rights is granted by this document, or by any conduct of Sentran, LLC. The products shown herein are not designed for use in life-saving or life-sustaining applications unless otherwise expressly indicated. Customers using or selling Sentran, LLC products not expressly indicated for use in such applications do so entirely at their own risk and agree to fully indemnify Sentran, LLC for any damages arising or resulting from such use or sale. Please contact authorized Sentran, LLC personnel to obtain written terms and conditions regarding products designed for such applications.



SENTRAN, LLC

4355 LOWELL STREET
ONTARIO, CA 91761-2225, U.S.A.
T: 909-605-1544 F: 909-605-6305

www.sentranllc.com

Innovative Measurement Solutions

