




Single Point Load Cell

YN Series

The YN Series is an industrial grade, high performance strain gage load cell constructed of aluminum alloy. It is designed to accurately measure compression loads ranging from 0-1 kg to 0-100 kg.



The YN Series is an industrial-grade, high performance, bonded foil strain gage load cell constructed of aluminum alloy. The YN Series is designed to accurately measure compression loads for single cell applications in capacities ranging from 0-1 kg to 0-100 kg. Developed specifically to tolerate unusually high moments resulting from off-center loading in single load cell platform applications, this design has been adapted to small hopper applications such as loss-in-weight and net weighing. The YN Series construction and element geometry delivers exceptional performance and readily tolerates moments induced by angular, eccentric and off-center loading, with minimal sensitivity to these anomalies. This load cell is Hostile Environment Sealed (IP66-High Pressure Jets) and Harsh Environment Sealed (IP67-Limited Immersion) by virtue of proprietary, multi-redundant barriers uniquely integrated to protect all internal components. The integral premium, instrumentation grade cable features a durable PVC jacket over a foil/Mylar shield for superior mechanical protection and to minimize the unwanted electrical effects of RFI and EMI. The YN Series is particularly well suited to low force measurements as well as O.E.M. weighing applications in packaging, filling, bottling and any situation where a moment-compensated, well sealed, high performance load cell solution is required. Non-standard or custom configurations can be accommodated consistent with solutions driven requirements.



APPLICATIONS

- Compression Measurements
- Hopper & Net Weight Weighing
- Platform and Belt Conveyor Scales
- High Moment/Off-Center Loading
- OEM and VAR Solutions

FEATURES

- 1 kg to 100 kg Capacities
- Aluminum or Stainless Steel
- Low Profile/Compact Size
- 0.02% Accuracy Class - NTEP Grade
- High Temperature Versions
- IP66/67 Environmental Sealing
- Two Year Warranty

For more information call **1-888-545-8988**

YN Series Specifications

Innovative Measurement Solutions



PERFORMANCE

Rated Capacities (kg)	1, 3, 5, 7, 10, 15, 20, 30, 50, 75, 100
Rated Output (FSO)	2 mV/V
Output Tolerance	±10 % R.O
Combined Error Band	≤ 0.02 % FSO
Non-Linearity	≤ 0.02 % FSO
Hysteresis	≤ 0.02 % FSO
Non-Repeatability	≤ 0.01 % FSO
Zero Balance	± 5 % FSO
Creep (30 Minutes)	≤ 0.03 % of load
Zero Return (30 Minutes)	0.01 % of load
Moment Sensitivity	0.018 % FSO/Inch
Maximum Moment	See Dimensions Page
Ultimate Moment	175 % of Maximum Moment

MECHANICAL

Load Cell Material	Aluminum Alloy
Load Cell Finish	Anodized
Safe Overload	Compression 150% FSO Side Load 30% FSO
Ultimate Overload	Compression 300% FSO Side Load: 100% FSO
Deflection	See Dimensions Table
Weight	See Dimensions Table
Mounting Bolt Torque	Torque Table

ELECTRICAL


Input Impedance	415 ± 15 ohms
Output Impedance	350 ± 3 ohms
Insulation Resistance	>5000 Megohms @ 50VDC
Excitation Voltage	10 V AC/DC (15 V maximum)
Cable Color Code	+ Excitation (Green) - Excitation (Black) + Signal (Red) - Signal (White) + Sense (Blue) - Sense (Brown) Shield (Natural)
Cable Type	6-conductor, 26 AWG, PVC jacket, Aluminum Mylar Shield, Diameter: 0.188"
Cable Length	See Dimensions Table
Cable Termination	Finished Conductors
Cable Seal	Epoxy; Conformal

ENVIRONMENTAL

Temperature, Operating	0 to +150 °F (-18 to +66°C)
Temperature, Compensated	14 to +104 °F (-10 to +40°C)
Temperature Effects	Zero < 0.003% FSO/°F < 0.005% FSO/°C
Temperature Effects	Output < 0.0008% of Rdg./°F < 0.0014% Rdg./°C
Temperature, Storage	-40 to +170 °F (-40 to +77°C)
Sealing	IP66, Multi-redundant; High Pressure Resistant IP67, Multi-redundant; Limited Immersion Tolerance

YN Typical System Configuration

SENSING LOAD CELL(S)



SIGNAL CONDITIONING

Analog Transmitters



Serial Transmitters



Digital Indication



Process Control



Batch Control



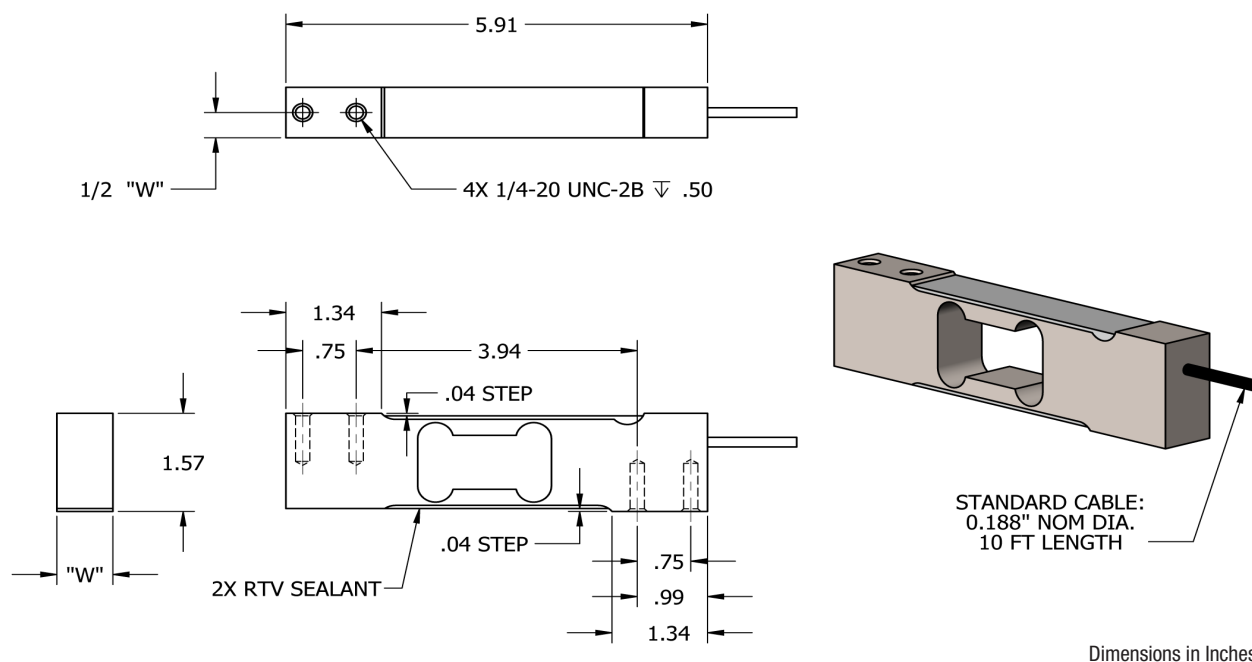
Data Acquisition



OUTPUT OPTIONS

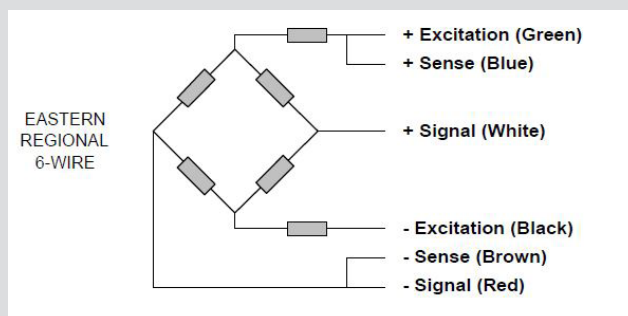
0-5 VDC
0-10VDC
±5 VDC
±10 VDC
4-20 mA
0-20 mA
RS-232
RS-422
RS-485
20 mA Serial Loop
Ethernet
Profibus DP
DeviceNet
CANOpen
ControlNet
Modbus RTU
Wireless

www.sentrantllc.com



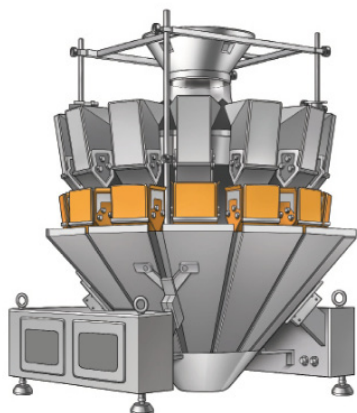
Capacity (KGS)	W	Deflect	Weight
1, 3, 5, 7, 10, 15, 20, 30	0.79	0.011"	0.5 LBS
50, 75, 100	1.00	0.013"	0.5 LBS

YN Wiring Diagram






Net Weighing



Precious Gas Scale



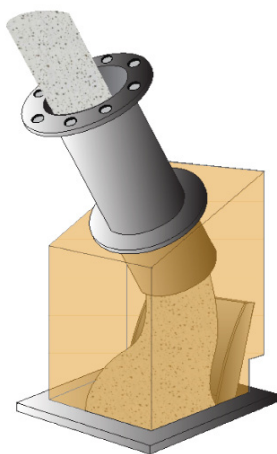
Gravimetric Multi-Component Feeder




Loss-In-Weight



Solids Flow Control



Bottle/Tank Platform Weighing



Legal Disclaimer



ALL PRODUCTS, PRODUCT SPECIFICATIONS AND DATA ARE SUBJECT TO CHANGE WITHOUT NOTICE.

Sentran, LLC, Incorporated, its affiliates, agents, and employees, and all persons acting on its or their behalf (collectively, "Sentran, LLC"), disclaim any and all liability for any errors, inaccuracies or incompleteness contained herein or in any other disclosure relating to any product. The product specifications do not expand or otherwise modify Sentran, LLC's terms and conditions of purchase, including but not limited to, the warranty expressed therein. Sentran, LLC makes no warranty, representation or guarantee other than as set forth in the terms and conditions of purchase. To the maximum extent permitted by applicable law, Sentran, LLC, disclaims (i) any and all liability arising out of the application or use of any product, (ii) any and all liability, including without limitation special, consequential or incidental damages, and (iii) any and all implied warranties, including warranties of fitness for particular purpose, non-infringement and merchantability. Information provided in datasheets and/or specifications may vary from actual results in different applications and performance may vary over time. Statements regarding the suitability of products for certain types of applications are based on Sentran, LLC's knowledge of typical requirements that are often placed on Sentran, LLC products. It is the customer's responsibility to validate that a particular product with the properties described in the product specification is suitable for use in a particular application. No license, express, implied, or otherwise, to any intellectual property rights is granted by this document, or by any conduct of Sentran, LLC. The products shown herein are not designed for use in life-saving or life-sustaining applications unless otherwise expressly indicated. Customers using or selling Sentran, LLC products not expressly indicated for use in such applications do so entirely at their own risk and agree to fully indemnify Sentran, LLC for any damages arising or resulting from such use or sale. Please contact authorized Sentran, LLC personnel to obtain written terms and conditions regarding products designed for such applications.



SENTRAN, LLC

4355 LOWELL STREET
ONTARIO, CA 91761-2225, U.S.A.
T: 909-605-1544 F: 909-605-6305

www.sentranllc.com

Innovative Measurement Solutions